



Student Residence Office

香港城市大學

City University of Hong Kong

Six Steps of Hall Application

Mainland GaoKao Applicants via the NUEE route



AIMS

Development AIMS (Version 8.22)

Student Residence On-line Application: Login

Welcome to apply for the Student Residence (For New Non-local Students (Mainland students via NUEE))

To submit your application, please -

If you are First time user:

- click the "First Time User" button if it is your first time to register in the system
- follow the steps to create account for application

If you have already created an account:

- login by using your email address and password
- If you have forgotten your password, click "Forgot Password"

To protect your privacy, please press the "Exit" button and close your browser when you have finished.

Email Address:

Password:

Login Reset

Forgot Password

First Time User



AIMS

Development AIMS (Version 8.22)

Student Residence On-line Application: Login

Welcome to apply for the Student Residence (For New Non-local Students (Mainland students via NUEE))

To submit your application, please -

If you are First time user:

- click the "First Time User" button if it is your first time to register in the system
- follow the steps to create account for application

If you have already created an account:

- login by using your email address and password
- If you have forgotten your password, click "Forgot Password"

To protect your privacy, please press the "Exit" button and close your browser when you have finished.

Email Address:

Password:

Login Reset

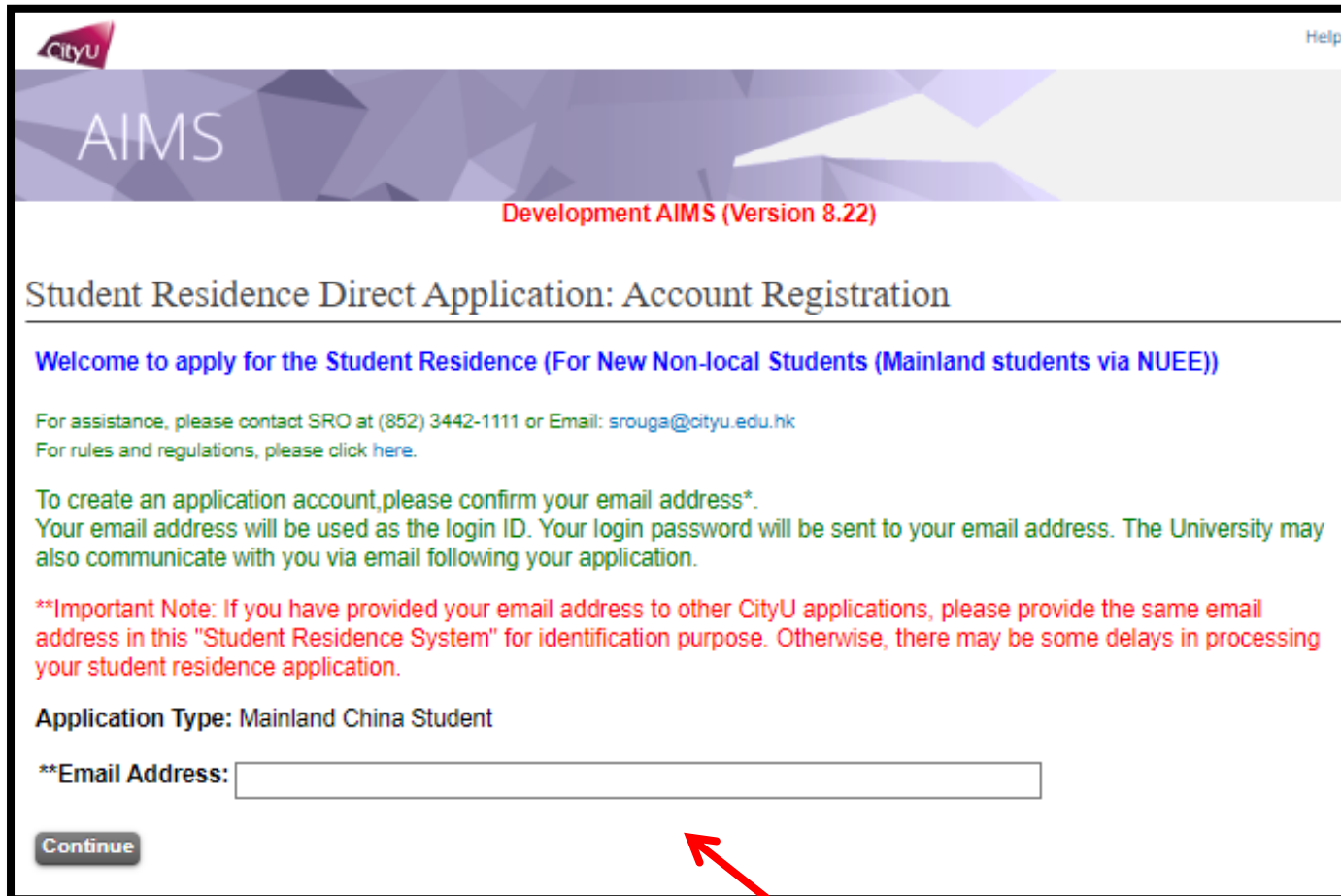
Forgot Password

First Time User

Login the system with your email address and password.

If you are first time user, please press "First Time User" and fill in the form. The password will be sent to your email box later on.

First Time User



CityU

AIMS

Development AIMS (Version 8.22)

Help

Student Residence Direct Application: Account Registration

Welcome to apply for the Student Residence (For New Non-local Students (Mainland students via NUEE))

For assistance, please contact SRO at (852) 3442-1111 or Email: srouga@cityu.edu.hk
For rules and regulations, please click [here](#).

To create an application account, please confirm your email address*. Your email address will be used as the login ID. Your login password will be sent to your email address. The University may also communicate with you via email following your application.

****Important Note:** If you have provided your email address to other CityU applications, please provide the same email address in this "Student Residence System" for identification purpose. Otherwise, there may be some delays in processing your student residence application.

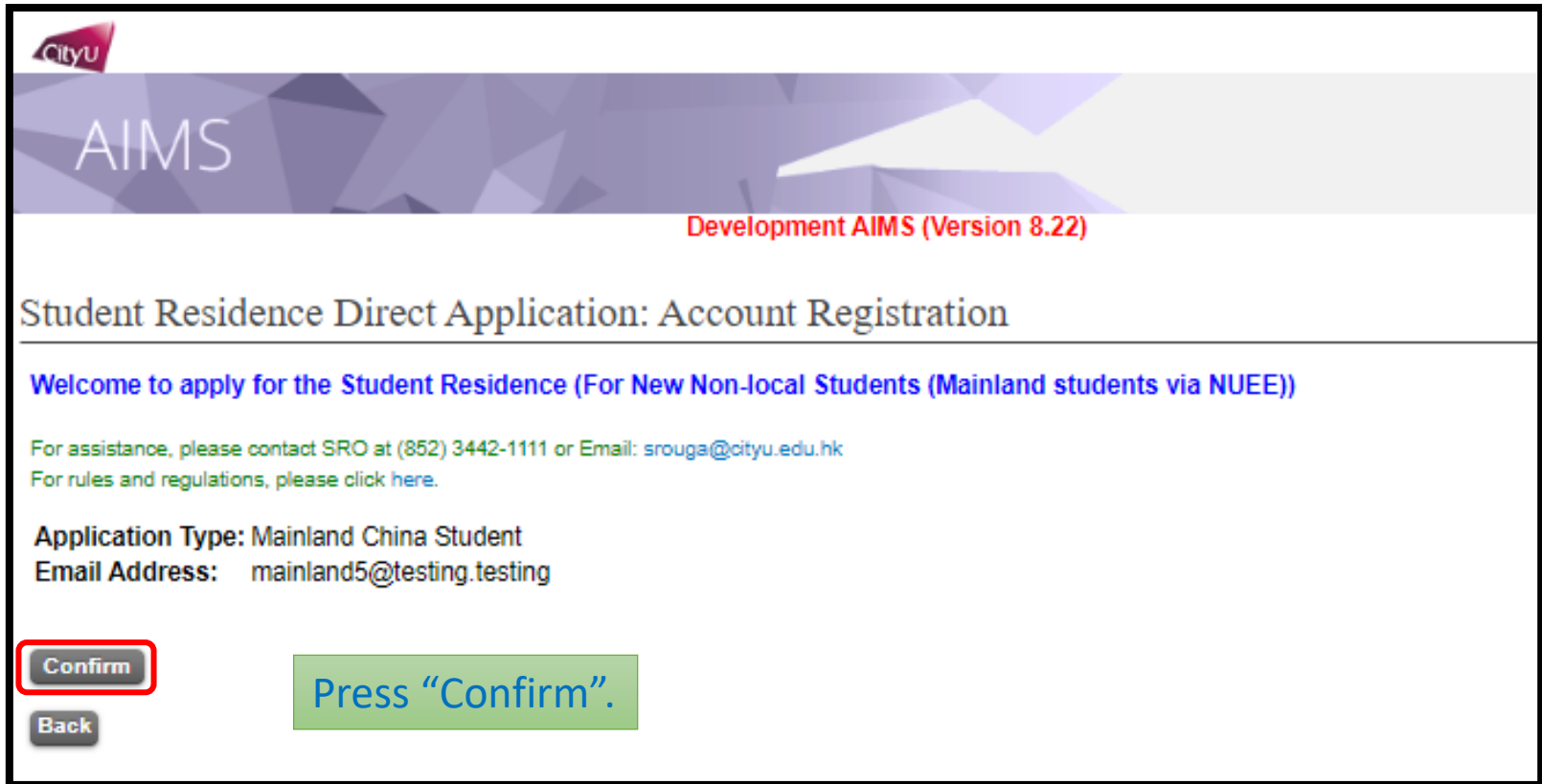
Application Type: Mainland China Student

****Email Address:**

Continue

Enter your email address (Please provide the same email address if you have provided your email address to other CityU applications.) and press "Continue".

First Time User



The screenshot shows the AIMS system interface. At the top left is the CityU logo. The main header area has a purple geometric pattern with the word "AIMS" in white. Below this, the text "Development AIMS (Version 8.22)" is displayed in red. The main content area is titled "Student Residence Direct Application: Account Registration" and contains a blue welcome message, contact information for the SRO, and application details. At the bottom, there are "Confirm" and "Back" buttons, with a green callout box pointing to the "Confirm" button.

CityU

AIMS

Development AIMS (Version 8.22)

Student Residence Direct Application: Account Registration

Welcome to apply for the Student Residence (For New Non-local Students (Mainland students via NUEE))

For assistance, please contact SRO at (852) 3442-1111 or Email: srouga@cityu.edu.hk
For rules and regulations, please [click here](#).

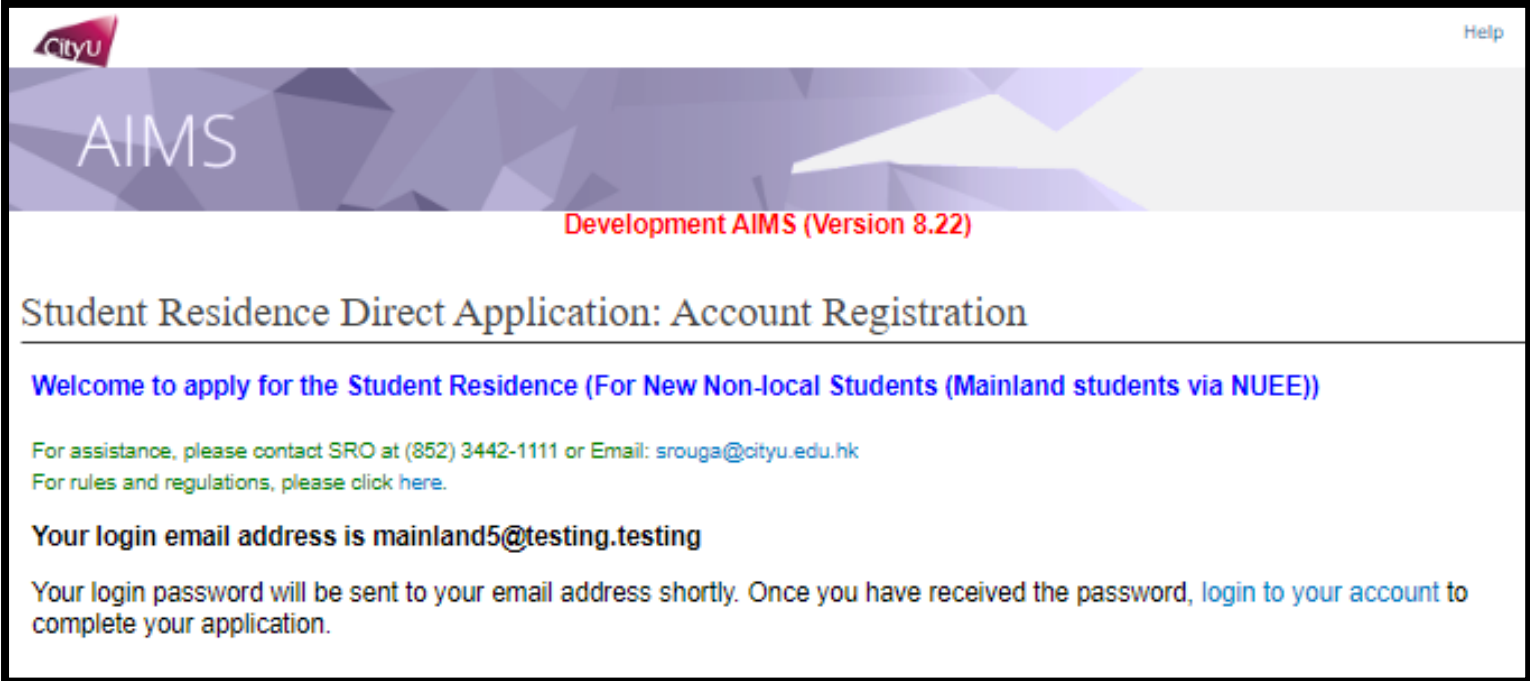
Application Type: Mainland China Student
Email Address: mainland5@testing.testing

Confirm

Back

Press "Confirm".

First Time User



The screenshot shows the AIMS (Account Information Management System) interface. At the top left is the CityU logo, and at the top right is a 'Help' link. The main header area features the text 'AIMS' in large white letters on a purple geometric background. Below this, a red banner reads 'Development AIMS (Version 8.22)'. The main content area is titled 'Student Residence Direct Application: Account Registration'. A blue heading says 'Welcome to apply for the Student Residence (For New Non-local Students (Mainland students via NUEE))'. Below this, green text provides contact information: 'For assistance, please contact SRO at (852) 3442-1111 or Email: srouga@cityu.edu.hk' and 'For rules and regulations, please click [here](#).' A bold black text states 'Your login email address is mainland5@testing.testing'. Finally, a paragraph explains: 'Your login password will be sent to your email address shortly. Once you have received the password, [login to your account](#) to complete your application.'

The login password will be sent to the applicant by email later on.

Step 1

Login

CityU

AIMS

Development AIMS (Version 8.22)

Student Residence On-line Application: Login

Welcome to apply for the Student Residence (For Inbound Exchange & New Non-local Students)

To submit your application, please -

- login by using your email address and password
- If you have forgotten your password, click "Forgot Password"

To protect your privacy, please press the "Exit" button and close your browser when you have finished.

Email Address:

Password:

Login Reset

Forgot Password

Login the system with your email address and password.

Step 2

Read the Regulation of the Student Residence

AIMS
Development AIMS (Version 8.22)

Student Residence Application (External Applicant)

Welcome to apply for the Student Residence (For New Non-local Students (Mainland students via NUEE))

For assistance, please contact SRO at (852) 3442-1111 or Email: sro@cityu.edu.hk
For rules and regulations, please click [here](#).

City University of Hong Kong
UG Hall Admission for 2023/24
Terms & Conditions

Part 1 — Special message to applicants
Construction works in the Circular site outside Hall 3 & around Tat Hong Avenue will be carried out throughout the whole residential year. Noise/vibration within statutory requirements are expected.

Part 2 — Basic Application Information

Eligibility	<ol style="list-style-type: none">1. Full-time Non-local Students in government-funded Bachelor's Degree Programs (note "priority" of hall residence will only be given to their first two years of study)2. Full-time Local Students in government-funded Bachelor's Degree Programmes3. Students admitted through the "Student Athletes Admission Scheme (SAAS)" and recommended for Residence Scholarship Scheme (RSS) for Student Athletes
General Information	<ol style="list-style-type: none">1. Web applications will be accepted via AIMS on the designated period as announced by SRO.2. Application will be administered on a yearly basis. Full residential year hall places are to be offered to successful applicants.3. Late application / incomplete application will not be accepted.4. Failure to provide additional information as requested by SRO will NOT be processed.
Guidelines and Important Notes for Application	<ol style="list-style-type: none">1. <u>Before completing the application form, please read the following notes carefully:</u><ul style="list-style-type: none">• All information provided in the application must be true and accurate. Student Residence Office will conduct vetting on the applications year round. Applicants will be required to provide documentary proofs to verify the information submitted on the web at any time. Submission of inaccurate-incomplete information or failure to respond to vetting will have the same consequences mentioned in Part 3.

Brief Guidelines
The application includes the following sections:

- Personal Information
- Room Preference
- Upload Document (Optional)

Please click on "Save & Continue"/"Continue" button after you have completed entering the information for each section. You MUST check your full application carefully under confirmation section before submission. Only the submitted applications would be considered.

For any enquiries/assistance, please contact Student Residence Office (refer to top of page for contact methods).

I have read, understand and agree with Regulations and other information stipulated at the above "Terms & Conditions of Living at Student Residence, CityU".

[Personal Information Collection Statement | Copyright | Disclaimer]
© 2023 City University of Hong Kong. All Rights Reserved.
Release: 8.7.2

IT Service Desk: +852 3442-8340
Email: it.servicedesk@cityu.edu.hk

Download on the App Store | GET IT ON Google Play | CityU

Read the regulation and click the checkbox to agree.

Step 3

Provide Personal Information

The screenshot shows the AIMS (Application Information Management System) interface for a Student Residence Application. The page title is "Student Residence Application -- Room Preference". The navigation tabs are "Personal Info", "Room Preference", "Document Upload", and "Confirmation". The "Personal Info" tab is active. The page includes a welcome message, contact information for SRO, and a "Personal Information" section with a table and form fields. A red box highlights the "Save & Continue" button, and a green box provides instructions to enter personal information and press "Save & Continue".

AIMS
Development AIMS (Version 8.22)

Student Residence Application -- Room Preference

Personal Info | Room Preference | Document Upload | Confirmation

Welcome to apply for the Student Residence (For New Non-local Students (Mainland students via NUEE))

For assistance, please contact SRO at (852) 3442-1111 or Email: srouga@cityu.edu.hk
For rules and regulations, please click [here](#).

Personal Information

Application Category	Mainland China Student	Email Address	mainland1@testing.testing		
Last Name/Surname		First Name		Middle Name	
Gender		Phone		Nationality	

Entries with "*" are mandatory.

Name in English

*Last Name/Surname: e.g. CHAN
*First Name: e.g. Brian
Middle Name:


*Gender:
Nationality:
Phone No.: - - (C)

Save & Continue

Enter your personal information.
Note: "*" are MANDATORY.
Press "Save & Continue" to next page.

Step 4

Indicate Preferences

Help

AIMS

Development AIMS (Version 8.22)

Student Residence Application -- Room Preference

Personal Info **Room Preference** Document Upload Confirmation

Welcome to apply for the Student Residence (For New Non-local Students (Mainland students via NUEE))

For assistance, please contact SRO at (852) 3442-1111 or Email: srouga@cityu.edu.hk
For rules and regulations, please click [here](#).

Personal Information

Application Category	Mainland China Student	Email Address	mainland1@testing.testing		
Last Name/Surname	WANG	First Name	AA	Middle Name	
Gender	M	Phone		Nationality	

Important Notes

- In principle, all undergraduate students will be assigned to double room. Please kindly view the [layout of different room types](#) before indicating your room type preference.
- A small number of single rooms will be firstly assigned to those who have special needs or medical reasons with supporting documents uploaded in their application.
- If you have any physical disability that may affect your living environment needs, please specify and upload the supporting documents (Documentary proof must be written in English or Chinese).
- The hall lodging fees are subject to annual review and revision.
- Applicants' preferences of room type and roommate will be considered as far as possible.

Residence Period#:	28-Aug-2023 to 27-May-2024 (noon)
Preferred Room Type (1st choice):	Double Room <input type="button" value="v"/>
Preferred Room Type (2nd choice):	Single Room <input type="button" value="v"/>
Roommate Preferences:	Same Country/Territory/Nationality <input type="button" value="v"/>
Special Needs/Remarks: (Max 200 characters.)	

Save and Continue

Exit and Logout

[[Personal Information Collection Statement](#) | [Copyright](#) | [Disclaimer](#)]
© 2023 City University of Hong Kong. All Rights Reserved.
Release: 8.7.2

Select from the drop-down list to choose your room type and roommate preference.

Then, press “Save and Continue” to next page.

Step 5

Upload Document, if needed

CityU

AIMS

Development AIMS (Version 8.22)

SR Exchange Application Document Upload

Personal Info | Room Preference | **Document Upload** | Confirmation

Welcome to apply for the Student Residence (For New Non-local Students (Mainland students via NUEE))

For assistance, please contact SRO at (852) 3442-1111 or Email: srouga@cityu.edu.hk
For rules and regulations, please click here.

Personal Information

Application Category	Mainland China Student	Email Address	mainland1@testing.testing		
Last Name/Surname	WANG	First Name	AA	Middle Name	
Gender	M	Phone		Nationality	

Important Notes

- In principle, all undergraduate students will be assigned to double room. Please kindly view the [layout of different room types](#) before indicating your room type preference.
- A small number of single rooms will be firstly assigned to those who have special needs or medical reasons with supporting documents uploaded in their application.
- If you have any physical disability that may affect your living environment needs, please specify and upload the supporting documents (Documentary proof must be written in English or Chinese).
- The hall lodging fees are subject to annual review and revision.
- Applicants' preferences of room type and roommate will be considered as far as possible.

Uploaded Documents

-- N/A --

Upload New Document

The document file should be in PDF (*.pdf) format and all the uploaded files should not exceed 3M storage space.
*** Upload process may be slow and take several minutes to complete, please be patient and do not select other options or close the browser !

Document Description:


Filename: No file chosen

If you have any special needs, please upload your supporting document(s) for our consideration.

Or press "Continue" to next step.

Step 6

Submit Application

Help

AIMS

Development AIMS (Version 8.22)

Student Residence Application -- Confirmation Summary

[Personal Info](#) | [Room Preference](#) | [Document Upload](#) | **[Confirmation](#)**

Welcome to apply for the Student Residence (For New Non-local Students (Mainland students via NUEE))

For assistance, please contact SRO at (852) 3442-1111 or Email: srouga@cityu.edu.hk
For rules and regulations, please click [here](#).

Your application summary is shown below. Please check carefully before submission.

*** Please be reminded that SRO would only consider the submitted applications. ***

Personal Information

Application Category	Mainland China Student	Email Address	mainland1@testing.testing		
Last Name/Surname	WANG	First Name	AA	Middle Name	
Gender	M	Phone		Nationality	

The hall lodging fees are subject to annual review and revision.

Room Preference

Residence Period:	28-Aug-2023 to 27-May-2024 (noon)
Preferred Room Type (1st choice):	Double Room
Preferred Room Type (2nd choice):	Single Room
Roommate Preferences:	Same Country/Territory/Nationality
Special Needs:	

Uploaded Documents




-- N/A --

Your application is NOT yet submitted. Please note that only submitted applications would be considered.

Confirm and Submit Application

Exit and Logout

Press "Confirm & Submit Application" to submit your application.

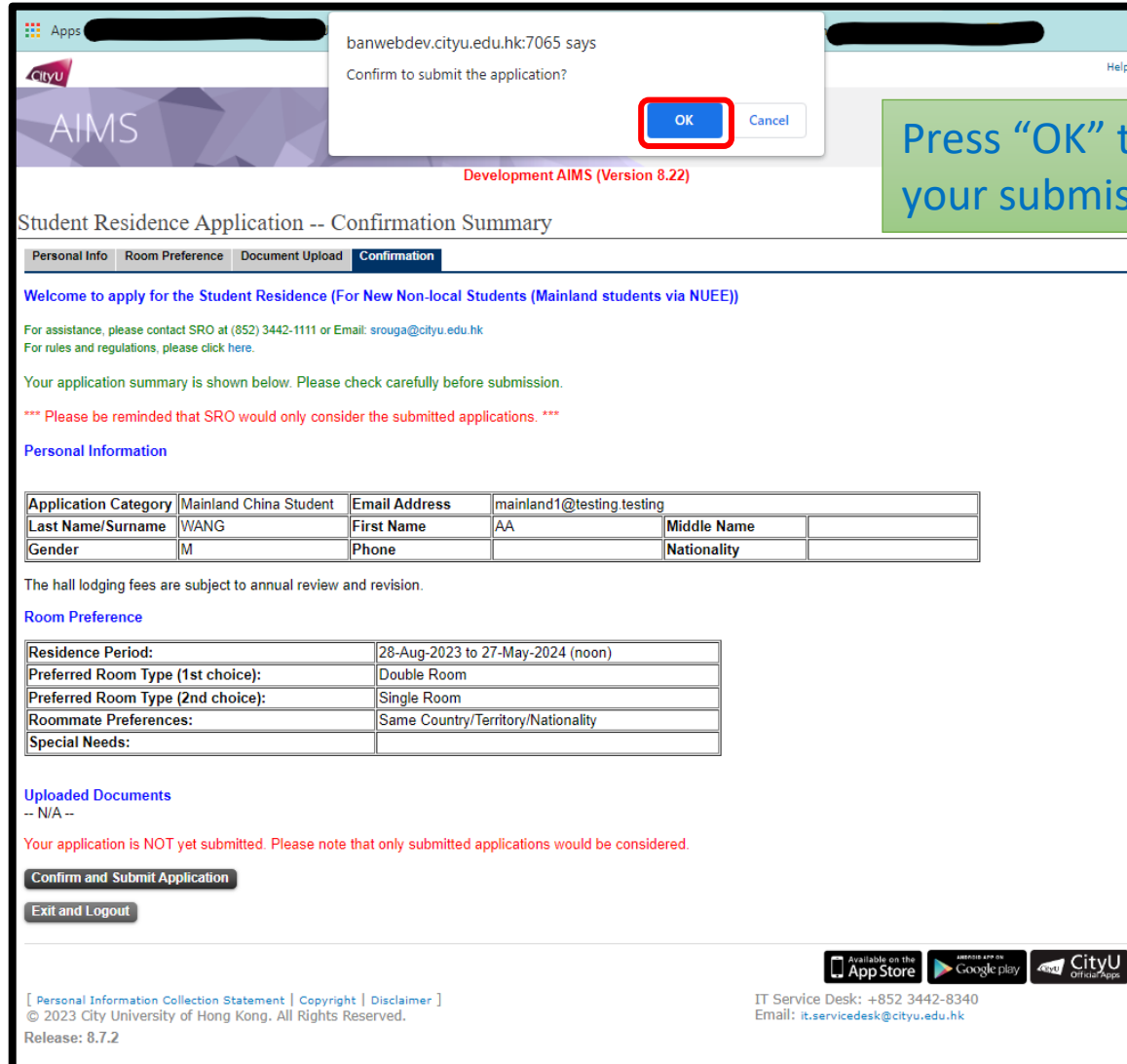


[[Personal Information Collection Statement](#) | [Copyright](#) | [Disclaimer](#)]
© 2023 City University of Hong Kong. All Rights Reserved.
Release: 8.7.2

IT Service Desk: +852 3442-8340
Email: it.servicedesk@cityu.edu.hk

Step 7

Confirm to submit the application



The screenshot shows a web browser window displaying the AIMS application confirmation page. A modal dialog box is open, asking for confirmation to submit the application. The dialog box has a blue 'OK' button and a grey 'Cancel' button. The 'OK' button is highlighted with a red square. Below the dialog box, the main page content is visible, including a navigation menu, a welcome message, and a confirmation summary table.

Development AIMS (Version 8.22)

Student Residence Application -- Confirmation Summary

Personal Info | Room Preference | Document Upload | **Confirmation**

Welcome to apply for the Student Residence (For New Non-local Students (Mainland students via NUEE))

For assistance, please contact SRO at (852) 3442-1111 or Email: srouga@cityu.edu.hk
For rules and regulations, please click [here](#).

Your application summary is shown below. Please check carefully before submission.

*** Please be reminded that SRO would only consider the submitted applications. ***

Personal Information

Application Category	Mainland China Student	Email Address	mainland1@testing testing		
Last Name/Surname	WANG	First Name	AA	Middle Name	
Gender	M	Phone		Nationality	

The hall lodging fees are subject to annual review and revision.

Room Preference

Residence Period:	28-Aug-2023 to 27-May-2024 (noon)
Preferred Room Type (1st choice):	Double Room
Preferred Room Type (2nd choice):	Single Room
Roommate Preferences:	Same Country/Territory/Nationality
Special Needs:	

Uploaded Documents

-- N/A --

Your application is NOT yet submitted. Please note that only submitted applications would be considered.

Confirm and Submit Application

Exit and Logout

[Personal Information Collection Statement | Copyright | Disclaimer]
© 2023 City University of Hong Kong. All Rights Reserved.
Release: 8.7.2

IT Service Desk: +852 3442-8340
Email: it.servicedesk@cityu.edu.hk

Available on the App Store | Get it on Google play | CityU Official Apps

Press "OK" to confirm your submission.

The screenshot shows the AIMS (Application Information Management System) interface. At the top left is the CityU logo, and at the top right is a 'Help' link. The main header area contains the text 'AIMS' and 'Development AIMS (Version 8.22)'. Below this is the title 'Student Residence Application -- Confirmation Summary'. A navigation bar includes tabs for 'Personal Info', 'Room Preference', 'Document Upload', and 'Confirmation', with 'Confirmation' being the active tab. The main content area starts with a blue heading: 'Welcome to apply for the Student Residence (For New Non-local Students (Mainland students via NUEE))'. Below this, there is contact information: 'For assistance, please contact SRO at (852) 3442-1111 or Email: srouga@cityu.edu.hk' and a link for 'For rules and regulations, please click here.' A prominent yellow box with a red border contains the message: 'Your application was submitted. Please keep your application reference number for record: H0303677'. At the bottom left, there is an 'Exit and Logout' button.

Application is completed.
Please record your application number.
Thank you.