

What can you do with
your EID?

With electronic ID, you can ...

The image shows a screenshot of the City University of Hong Kong (CityU) website. The main navigation bar includes links for DIRECTORIES, CALENDAR & EVENTS, VISIT CITYUHK, NEWS & MEDIA, and QUICK LINKS. A search bar is also present. Below the navigation bar, there is a large banner image featuring two men in suits sitting at a table, with the text "New partnership agreed with Cambridge's Lucy Cavendish College". The CityU logo and name are visible on the left side of the banner. On the right side of the banner, the University of Cambridge logo and name are visible. A dropdown menu is open, listing various services: CityUHK 30th Anniversary, CityUHK Heroes, AIMS, Canvas, CAP, Email, Portal, Library, CityU Scholars, CityVoD, CityUWiki, and Change Password. The dropdown menu is highlighted with a red border.

CityU 香港城市大學
City University of Hong Kong

DIRECTORIES CALENDAR & EVENTS VISIT CITYUHK NEWS & MEDIA QUICK LINKS

About CityUHK Admissions Academics

CityUHK 30th Anniversary
CityUHK Heroes
AIMS
Canvas
CAP
Email
Portal
Library
CityU Scholars
CityVoD
CityUWiki
Change Password

CityU 香港城市大學
City University of Hong Kong

UNIVERSITY OF CAMBRIDGE

New partnership agreed with
Cambridge's Lucy Cavendish
College

Professional - Creative - For the World

log on to the AIMS, Canvas, CAP,
Email, Portal, CityU Scholars and CityUWiki

With electronic ID, you can ...

log on to the Portal to view personalized information, search for library resources, book a sport venue, get study tips, access to learning support information and services, or perform many other useful functions.

The screenshot shows the CityU Portal My Dashboard. The left sidebar contains navigation links: My Dashboard, News & Media, Student Life, Academic & Research, IT and Library Services, Campus Facilities, and Policies & Useful Information. The main content area includes a search bar, a calendar for May 2023, and a highlights section.

ACADEMIC CALENDAR

Today < > May 2023

Week	Sun	Mon	Tue	Wed	Thur	Fri	Sat
		1	2	3	4	5	6
	7	8	9	10	11	12	13
	14	15	16	17	18	19	20
	21	22	23	24	25	26	27
	28	29	30	31			

Events / Public Holidays

24 Apr - 8 May	Examination Period
1	Labour Day
9 May - 3 Jun	Semester Break
26	Buddha's Birthday

Download iCalendar (.ics)

HIGHLIGHTS

Student Talk: Animal Assisted Intervention for Students with Autism Spectrum Disorder

Date: 31 Mar (Wednesday)
Time: 3:00 p.m. - 5:30 p.m.
Venue: UoB, 1, Stadium, Car Park Block, Third Floor (Room 1-10), 10 Dao Fong Road, Wanchai, Hong Kong

Organized by Learning Services, Student Development Services

ACADEMIC HONESTY

Act Now

Semester A / Summer Admissions by **30 November**

Semester B Admissions by **30 April**

Complete the University Requirement on AH

1. Complete an online tutorial;
2. Take an online quiz; and
3. Fill out an online declaration

AH Online Tutorial and Quiz
Rules on Academic Honesty

With electronic ID, you can ...

get your class schedule

CityU City University of Hong Kong

Student • Registration • Select a Term • Register for Classes

Register for Classes

Find Classes Enter CRNs Schedule and Options

Enter Your Search Criteria
Term: Semester B 2023/24

Schedule

Schedule Details

Class Schedule for Semester B 2023/24

	Sunday	Monday	Tuesday	Wednesday	Thursday	Friday	Saturday
9am				Midm Drama, Text & Performance		Comm Strgs in Bsn Projects	
10am		Val & Justice in the Centry Wor					
11am							
12pm							
1pm							
2pm							
3pm							
4pm							
5pm							
6pm							
7pm							
8pm							
9pm							

Summary

Title	Details	Hour	CRN	Schedule Typ	Status
Comm Strgs in Bsn...	EN 4574, ...	3	11354	Lecture	Registered
Midm Drama, Text &...	EN 3589, ...	3	11353	Lecture	Registered
Val & Justice in the ...	GE 1109, ...	0	14153	Lecture	Waitlisted

Total Hours | Registered: 6 | Billing: 0 | CEU: 0 | Min: 0 | Max: 18



With electronic ID, you can ...

add/drop course

CityU City University of Hong Kong

Student • Registration • Select a Term • Register for Classes • Master Class Schedule

Register for Classes

Find Classes Enter CRNs Schedule and Options

Enter Course Reference Numbers (CRNs) to Register

Term: Semester B 2023/24

CRN

CRN

CRN

CRN

CRN

+ Add Another CRN Add to Summary

Quick Guide

1. **Preparation:** For class information and CRN(s), click on "Master Class Schedule" located at the top right corner.
2. **Add Class:** Input CRN(s), click on "+Add another CRN" for more, and then select "Add to Summary".
3. **Waitlist Class:** If a class is full and offers a waitlist, choose "Waitlist" from the "Action" dropdown menu in your "Summary" box.
4. **Drop Class:** To drop a class, select "Web drop" from the "Action" dropdown menu in your "Summary" box.

To finalize your request, click on "Submit" at the bottom right corner.

Class Schedule Schedule Details

Class Schedule for Semester B 2023/24

	Sunday	Monday	Tuesday	Wednesday	Thursday	Friday	Saturday
6am							
7am							
8am							
9am				✓ Mdm Drama, Text & Performa		✓ Comm Studies in Bsn Projects	

Summary

Title	Details	Hours	CRN	Schedule Type	Status	Action
Comm Studies in Bsn Projects	EN 4574, C01	3	11354	Lecture	Registered	None
Mdm Drama, Text & Performa...	EN 3589, C01	3	11353	Lecture	Registered	None
Val & Justice in the Cont'y Wor	GE 1109, C01	0	14153	Lecture	Waitlisted	None

Total Hours | Registered: 6 | Billing: 0 | CEU: 0 | Min: 0 | Max: 18

Submit

Visit the Orientation website for a demo of course add/drop
<http://www.cityu.edu.hk/orientation/>

With electronic ID, you can ...

- get your examination timetable
- view your grades
- apply for credit transfer, transcripts, etc

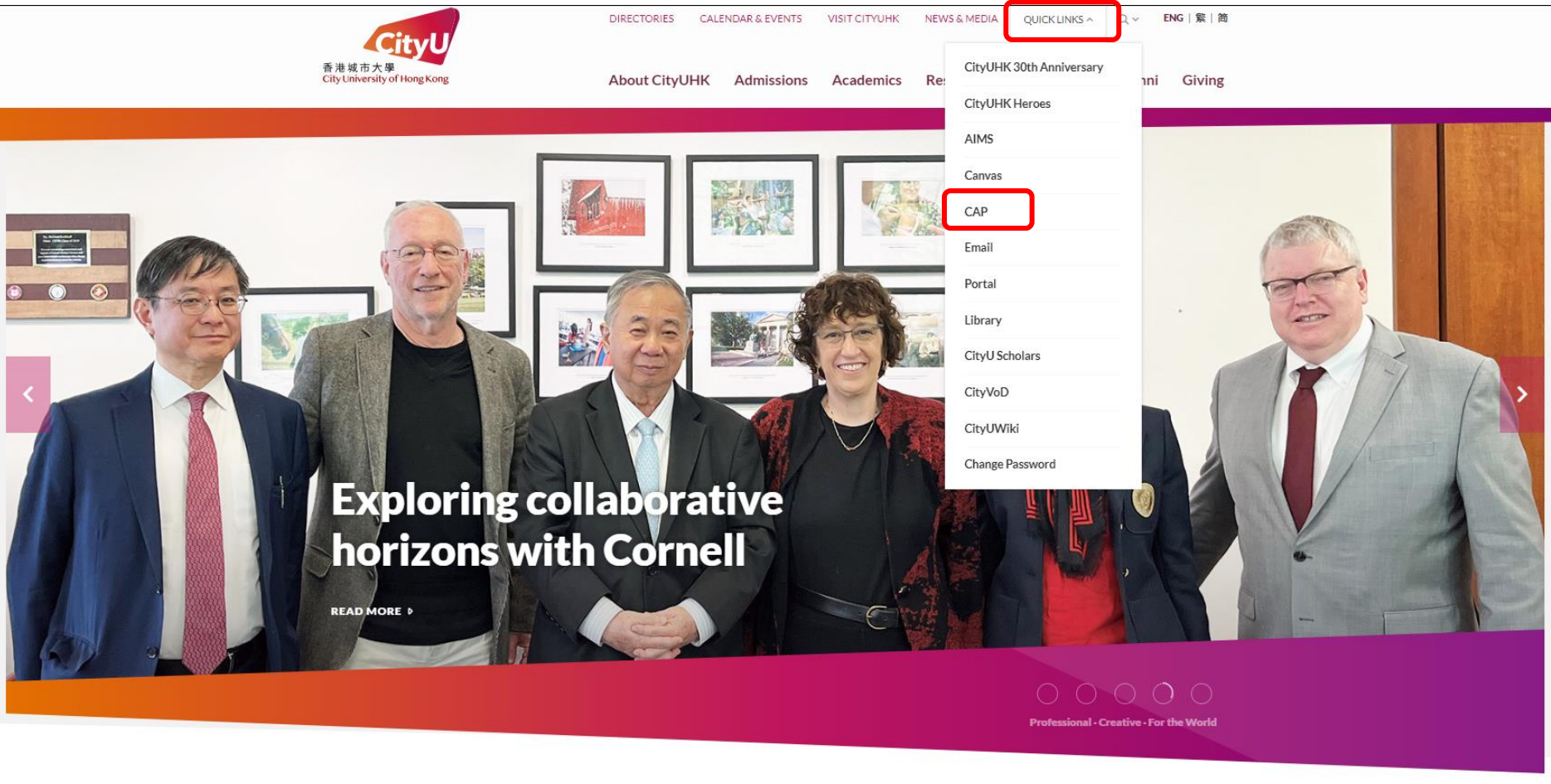
Student Record

For your easy navigation, a new "Study Plan" tab is added in the AIMS menu.

- **My Status**
- **My Academic Record**
- **My Advisor / Mentor and My Mentees**
- **My Examinations**
- **My Finance**
(View e-Statement, Account Summary, Deferral of Tuition Payment, etc.)
- **My Applications [for Undergraduate and Master's (Taught Postgraduate) Programmes]**
- **My Applications (for Professional Doctorate and Research Degree Programmes)**
- **My Study Details (for Professional Doctorate Programmes)**
- **My Study Details (for Research Degree Programmes)**
- **e-Certification for Graduates**

With electronic ID, you can ...

log on to the CAP - CityU Announcement Portal where you must check for announcement every day and read the daily digest (summary) emailed to you.



The image shows a screenshot of the City University of Hong Kong (CityU) website. The top navigation bar includes links for DIRECTORIES, CALENDAR & EVENTS, VISIT CITYUHK, NEWS & MEDIA, and QUICKLINKS. The QUICKLINKS dropdown menu is open, and the CAP (CityU Announcement Portal) link is highlighted with a red box. Below the navigation bar, there is a banner image featuring five people standing together. The text on the banner reads "Exploring collaborative horizons with Cornell" and "READ MORE". The CityU logo and name are visible in the top left corner. The bottom of the page features a purple footer with the text "Professional - Creative - For the World" and a series of five circles.

CityU
香港城市大學
City University of Hong Kong

DIRECTORIES CALENDAR & EVENTS VISIT CITYUHK NEWS & MEDIA QUICKLINKS ^

ENG | 繁 | 簡

About CityUHK Admissions Academics Research International Relations Giving

CityUHK 30th Anniversary
CityUHK Heroes
AIMS
Canvas
CAP
Email
Portal
Library
CityU Scholars
CityVoD
CityUWiki
Change Password

Exploring collaborative horizons with Cornell

READ MORE ▶

Professional - Creative - For the World

With electronic ID, you can ...

log on to CityU Email - Enter your EID and password

The screenshot displays the CityU Portal interface. On the left is a purple sidebar with navigation options: My Dashboard, News & Media, Student Life, Academic & Research, IT and Library Services (highlighted), Campus Facilities, and Policies & Useful Information. The main content area is titled 'IT and Library Services' and features three columns of service cards. The 'CITYU GPT CHATBOT' card shows a 'GPT 4' dropdown, 'Quota Left: 15000', and a 'Usage Stats' gauge. The 'EMAIL SECURITY AWARENESS' card lists options like 'Report Suspicious Email' and 'Wipe Emails of a Mobile Device with OWA (Student)'. The 'IT SERVICES' card lists 'Change User Account Password', 'Student Reset Password', 'CityU ShortURL', 'IT Services & Resources', 'Microsoft 365 for Students' (circled in green), 'Other Email Services', and 'Service Desk'. The 'LIBRARY SERVICES AND RESOURCES' card lists various library services. A green arrow points from the circled 'Microsoft 365 for Students' link to a larger green circle containing the word 'Email'.

With electronic ID, you can ...



香港城市大學
City University of Hong Kong

Log in to your University student email account (EID-c@my.cityu.edu.hk). As needed by your studies, you can apply for an optional Gapps (Google) account.

STAFF

@cityu.edu.hk

➔ Web Login to
[@cityu.edu.hk](#)
[@gapps.cityu.edu.hk](#) (Optional)
[@staff.cityu.edu.hk](#) (Optional)

⚙ Account Management

❓ [FAQ for Staff Microsoft 365](#)

STUDENT

@my.cityu.edu.hk

➔ Web Login to
[@my.cityu.edu.hk](#)
[@gapps.cityu.edu.hk](#) (Optional)

⚙ Account Management

❓ [FAQ for Student Microsoft 365](#)

ALUMNI

@my.cityu.edu.hk

➔ Web Login to
[@my.cityu.edu.hk](#)

⚙ Account Management

❓ [FAQ for Alumni Microsoft 365](#)

RETIREEES

@friends / @cityu

➔ Web Login to
[@friends.cityu.edu.hk](#)
[@cityu.edu.hk](#)

⚙ Account Management

❓ [FAQ for Retirees Email](#)

👉 [Activate Retirees Account @friends](#)

❗ [Former Staff Email Problem Reporting](#)

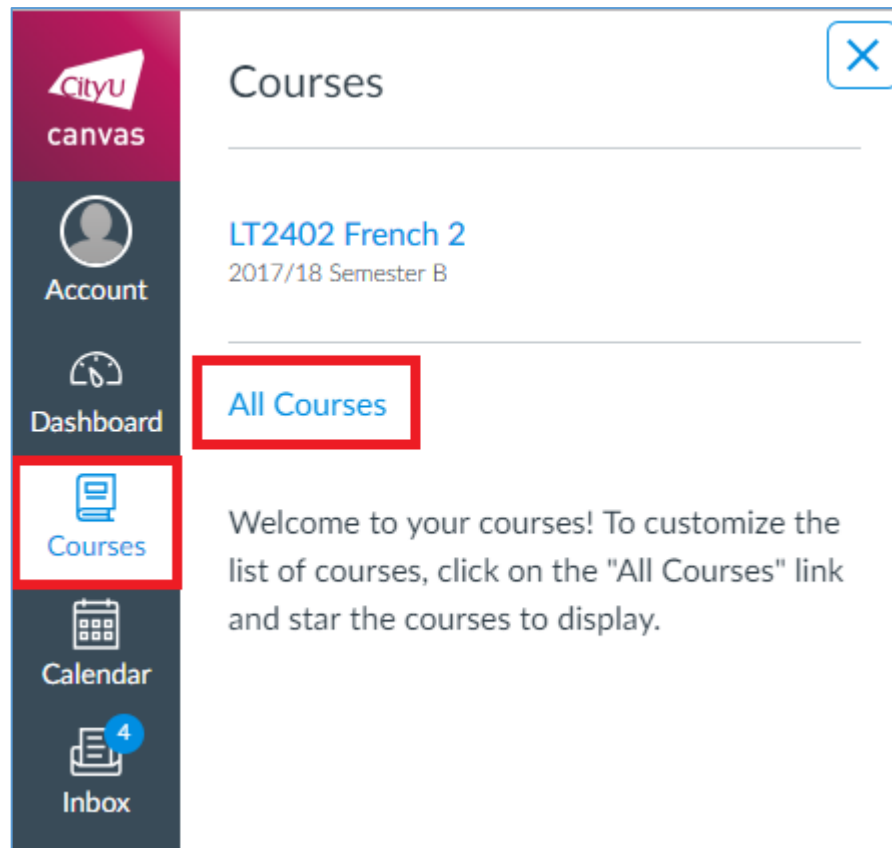
The use of the above Email services is governed by the University's "Policies on Use of IT Services & Resources".

❓ [General FAQ for Email Services](#)

✉ [Problem Reporting](#)

With electronic ID, you can ...

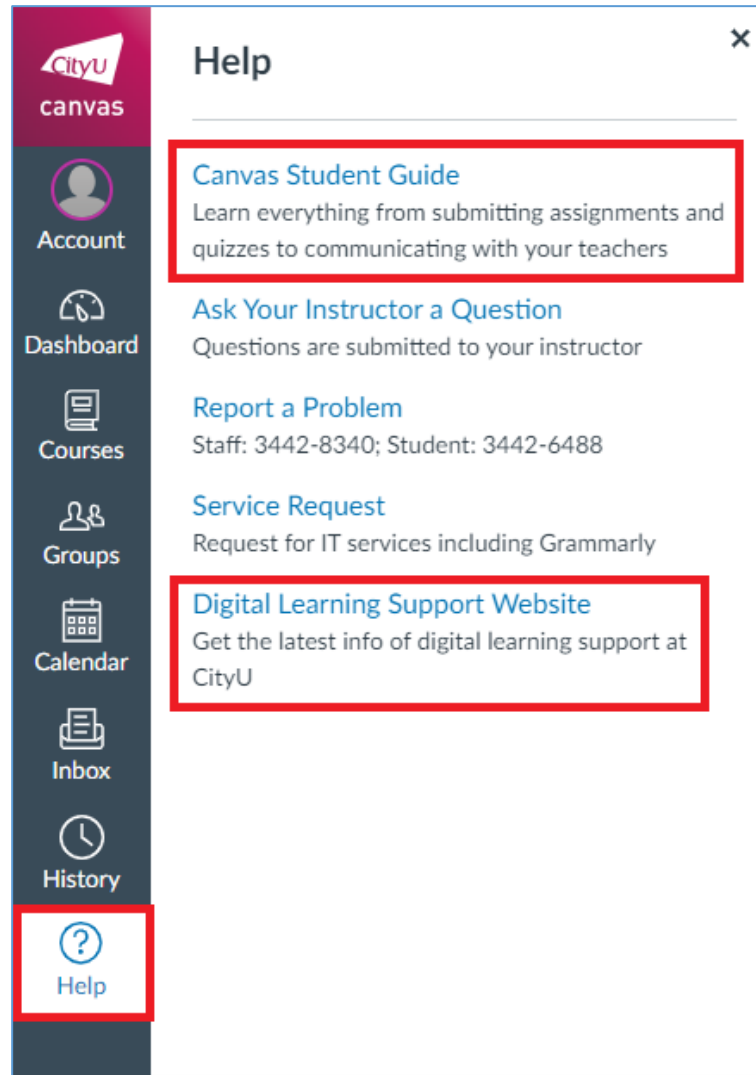
log on to the Canvas to access the course sites, get lecture materials, communicate and collaborate with your instructors and classmates for all web-enabled courses.



The screenshot displays the Canvas user interface. On the left is a dark sidebar with navigation icons and labels: 'CityU canvas' (top), 'Account' (person icon), 'Dashboard' (clock icon), 'Courses' (book icon, highlighted with a red box), 'Calendar' (calendar icon), and 'Inbox' (envelope icon with a blue '4' badge). The main content area is titled 'Courses' and features a close button (X) in the top right. Below the title, a course entry is shown: 'LT2402 French 2' with '2017/18 Semester B' underneath. A red box highlights the 'All Courses' link in blue text. Below this, a welcome message reads: 'Welcome to your courses! To customize the list of courses, click on the "All Courses" link and star the courses to display.'

With electronic ID, you can ...

learn more about digital learning or obtain digital learning support by going to Digital Learning Support Website or searching the Canvas Guides



The screenshot shows the Canvas user interface. On the left is a dark sidebar with navigation icons and labels: Account, Dashboard, Courses, Groups, Calendar, Inbox, History, and Help. The 'Help' icon at the bottom is highlighted with a red box. To the right is a 'Help' window with a close button (x) in the top right corner. The window lists several help topics. Two of these topics are highlighted with red boxes: 'Canvas Student Guide' and 'Digital Learning Support Website'.

Help [x]

- Canvas Student Guide**
Learn everything from submitting assignments and quizzes to communicating with your teachers
- Ask Your Instructor a Question**
Questions are submitted to your instructor
- Report a Problem**
Staff: 3442-8340; Student: 3442-6488
- Service Request**
Request for IT services including Grammarly
- Digital Learning Support Website**
Get the latest info of digital learning support at CityU

Help

With electronic ID, you can ...

book and check your bookings of library study space, Makerspace...

The image shows a screenshot of the CityU Resource Booker website. At the top left is the CityU logo. At the top right is a 'LOG IN' button. The main heading reads 'WELCOME TO RESOURCE BOOKER'. Below this, there is a grid of nine hexagonal buttons, each representing a different resource. Each button contains the name of the resource and a QR code. Hand-drawn annotations include a hand pointing to the heading and two hands pointing to the QR codes on the 'The CREATE! MakerSpace' and 'Mini Theatre' buttons. The background of the interface features various icons related to library services and technology.

WELCOME TO RESOURCE BOOKER

CityU's centralised booking system for many kinds of resources, managing your resources

- The CREATE! MakerSpace
- Mini Theatre
- Group Study Rooms
- CREATE! – 3D Printing
- Discovery Corner – 3D Scanning
- Study Carrels
- CREATE! – Laser Cutting and Engraving
- Discovery Corner – Virtual Reality (CAVE)

With electronic ID, you can ...

access CityU computing facilities on campus via

- Wireless LAN
- Virtual Desktop Service (VDS)
- Teaching Studios (Computer Laboratories) in the Computing Services Centre, the Oval, and the Information Space inside the Library
- Express Terminals



For more information, visit the Computing Services Centre Website :

<http://www.cityu.edu.hk/csc/>

With electronic ID, you can ...

access CityU computing facilities at home

- Virtual Private Network (VPN) for secure connection



For more information, visit the Computing Services Centre Website :

<http://www.cityu.edu.hk/csc/>

With electronic ID, you can ...

apply for student residence

For more information, visit the Student Residence Website :
<http://www.cityu.edu.hk/sro>

With electronic ID, you can ...

apply for student lockers

For more information, visit the Student Development Services Website :
http://www.cityu.edu.hk/sds/web/facilities_lockers.shtml